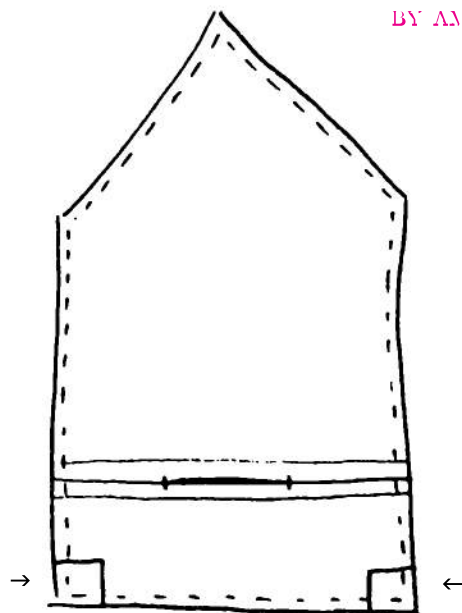


# House Pillow

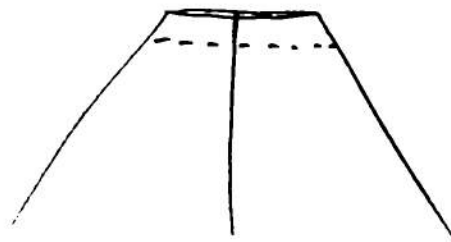
## DO IT YOURSELF

BY AMY SINIBALDI OF NANACOMPANY



Cut a 1 1/4" square from each bottom corner of house


Then press the raw seams together, center seams opposing and stitch a 1/4" seam. Backstitch at each end, or even sew the seam a few times to secure.



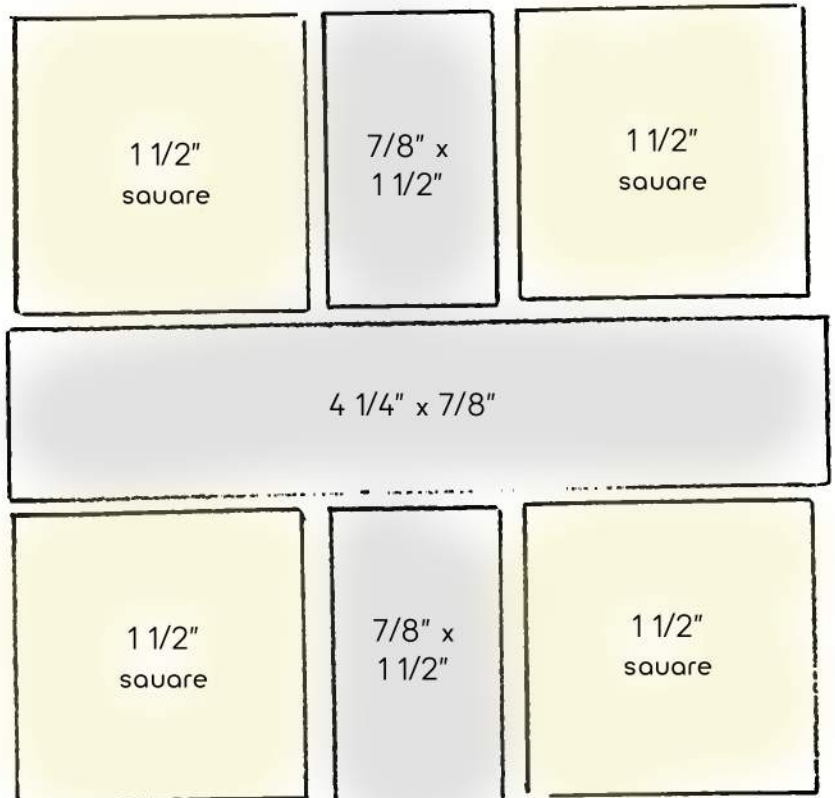
# House Pillow

## DO IT YOURSELF

BY AMY SINIBALDI OF NANACOMPANY



To piece the window, sew as follows:  
(These measurements include seam allowances.)



Each shutter should measure  
 $1\frac{1}{4}$ " x  $2\frac{3}{4}$ " finished.

\*Add a  $\frac{1}{4}$ " seam allowance to this template if you are NOT doing raw edge applique. (Cut  $1\frac{3}{4}$ " x  $3\frac{1}{4}$ "")