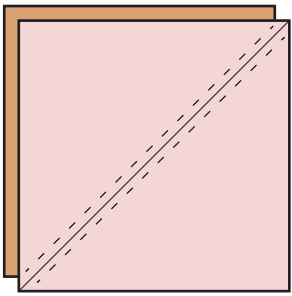


I believe this is a variation on the "Old Maid's Puzzle" block - set on point. This is a simple assembly diagram with cutting instructions. The center block should measure 12 1/2" before adding the linen.

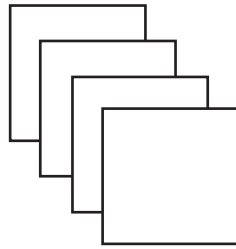
You'll Need:

A



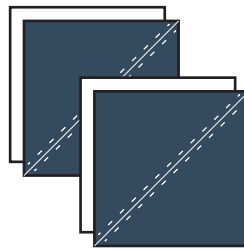
one 7" pink square + one 7" camel square (sewn together makes two 6 1/2" HST units)

B



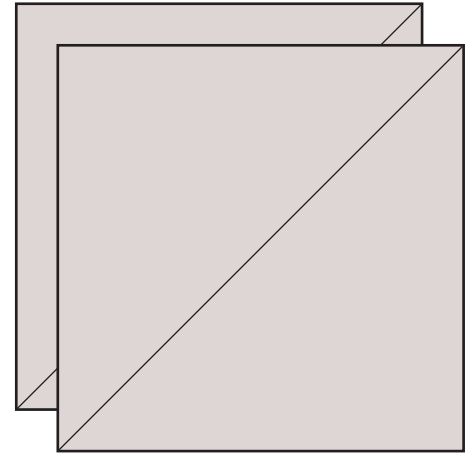
four 3 1/2" white squares

C

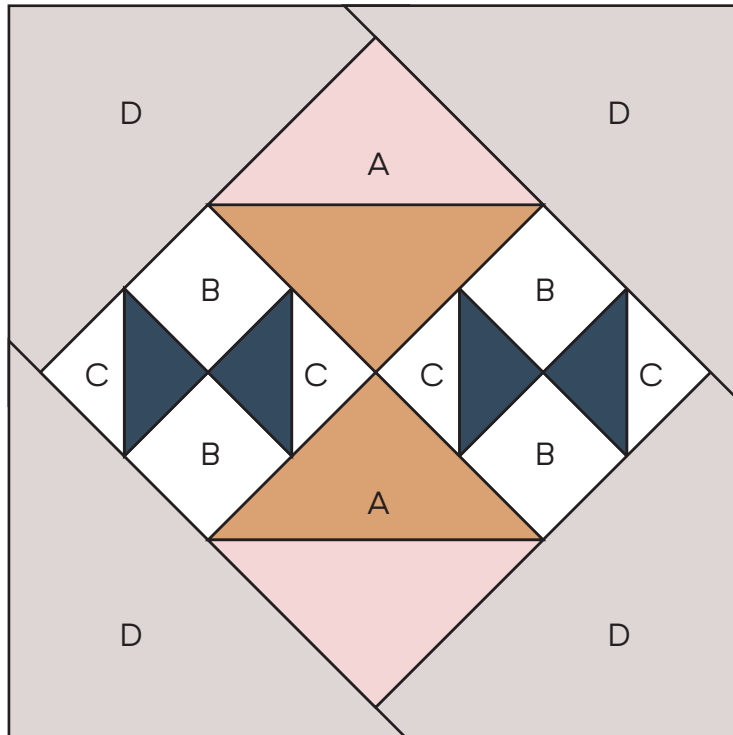


two 4" white squares + two 4" blue squares (sewn together makes four 3 1/2" HST units)

D



two 10 1/2" linen squares, cut in half diagonally.



Finishes at approximately 18 1/2" x 18 1/2"